

# GLOBAL DESIGN INTERNSHIP 2025

GDI Global  
Design  
Internship



# GLOBAL DESIGN INTERNSHIP 202)

---

## *WHAT IS the Global Design Internship (GDI)?*

GDI is an internship program funded and supported by the Korean government and the Korea Institute of Design Promotion (KIDP). Its goal is to provide young and competent Korean designers an international and multi-cultural working/learning experience at design consultancies, in-house design teams, or start-ups outside Korea.

This year, GDI is prepared to fund and support more than 10 Korean entry level designers for a global internship opportunity.

## *WHY GDI?*

### **Matching of Qualified Design Interns**

KIDP will match adequate design interns that best match your business needs. Potential design interns will go through a screening process of 2 stages (preliminary + English proficiency) both overseen by KIDP. You will be provided with a pool of candidates that have passed both screening stages to choose from.

### **Financial Support by KIDP**

KIDP will support companies and interns alike throughout the internship program to achieve maximum impact while saving your time and effort.

Selected interns will be provided with a financial package that differs according to their internship track: travel & living expenses for on-site internships and a virtual internship package of working space, compensation and/or design tools for virtual internships. Interns will also be provided with mentoring sessions and educational programs when needed.

### **Find Your Next Designer!**

Korean designers have been known for their sophisticated design techniques. But recently, more and more companies are focusing on the creative aspects of their skills. And by expanding the value of K-Creative, Korea has developed a soft power that is changing the trend of the global market.

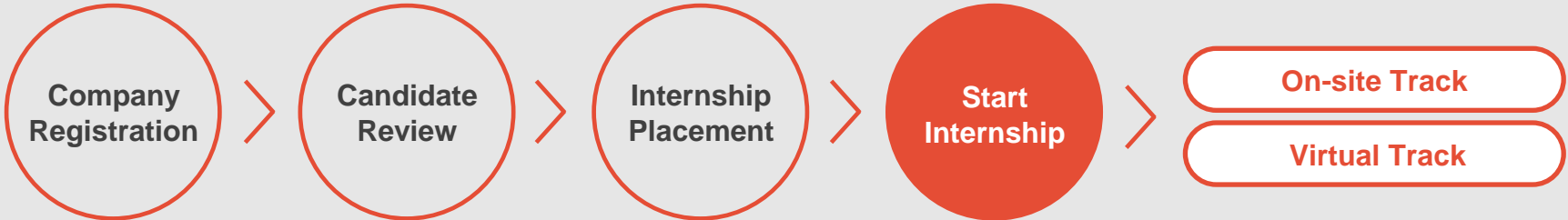
Participating companies from around the globe will have the opportunity to work with enthusiastic design interns who will help pave the way into the Korean market, which plays a major role as an economic hub for Asia. You will also be able to diversify your design team(s) and find THE designer for your company.

The **Korea Institute of Design Promotion (KIDP)** is a non-profit organization affiliated to the Ministry of Trade, Industry and Energy (MOTIE) that aims to strengthen the competitiveness of Korean industries and to improve the quality of people's lives through promoting a better use of design.

**Grow your potential. Draw your future!**

# GLOBAL DESIGN INTERNSHIP 202)

## Program Brief

| Process                  |    |   |   |
|--------------------------|--|---|---|
| What companies can apply | Design consultancies, in-house design teams, startups, design organizations, etc. willing to offer internships to Korean designers   |   |   |
| How to apply             | Please create a new account on the official GDI website and fill in the required information : <a href="https://intern.kidp.or.kr/login">https://intern.kidp.or.kr/login</a> |   |   |
| What we offer            |  | On-site Track   | Virtual Track   |
|                          | <u>For interns</u>   | <ul style="list-style-type: none"><li>Round-trip air flight, insurance (illness &amp; accident): <b>Up to 2 million won</b></li><li>Living expenses: <b>Up to 2.5 million won per month</b></li><li>Support amounts vary by country and city</li><li>visa application (if necessary): <b>Up to 2 million won</b></li><li>Mentoring sessions</li></ul> | <ul style="list-style-type: none"><li>Per diem allowance : Up to 2 million won per month</li><li>Mentoring sessions</li></ul> |
|                          | <u>For Companies</u>   | <ul style="list-style-type: none"><li>Matching of competent design interns, operational &amp; HR support. etc.</li></ul>  | <ul style="list-style-type: none"><li>Matching of competent design interns, operational &amp; HR support. etc.</li></ul>      |

**Grow your potential. Draw your future!**

# GLOBAL DESIGN INTERNSHIP 202)

---

## Benefits for the Company

### Funded by the Korean Government

Companies will have a chance to work with talented designers from Korea without paying additional cost to hire international interns. KIDP will provide the costs required for the On-site type intern's round-trip ticket, living expenses, and insurance fees, and Online (Virtual type) interns are provided with a monthly stipend that is higher than the minimum wage based on Korean labor law standards.

### Opportunity to Work with Qualified Design Talents

Participating companies will be provided with competent design interns that best fit your needs and are capable of providing tangible results. By hiring proven talent through this internship program, you may be able to convert interns into full-time hires and reduce cost of future turnovers and on-boarding's.

GDI has added a virtual track in response to the COVID-19 pandemic. Owing to the convenience of on-line, more talented designers will be able to join the program and provide meaningful results to participating companies.

### A Chance to Utilize Korean Creativity

The Global Design Internship Program is an opportunity for companies to add diversity on their design team and expand their businesses attracting millions of younger generations across the world with K-creative.

Also, through this internship program, participating companies will be able to tap into the creative talent market of Korea and further on into Asia.

### Professional HR Support for Program

As the operating secretariat of the program, CCI, a creative talent solution company, will help you operate this internship program and maximize effectiveness by providing practical support, tools, and guide.

Support includes:

- Preliminary selection rounding of adequate intern candidates
- Internship interviews
- Global business ethics & manner training (for interns)
- Mentoring programs
- Internship management tools and guide (for companies)

**Grow your potential. Draw your future!**

# GLOBAL DESIGN INTERNSHIP 202)

---

## FAQ Registration & Placement

### 01 What type of intern positions are available for my company?

Any design related positions can be recruited such as product, graphic, branding, UX/UI digital media, digital visualization, animation, packaging, editorial, typography, service design, architecture, etc.

### 02 Who will apply to this internship as a designer?

Prospective interns are students in their final year of their B.A. or M.A. or an entry level designer with 1~3 years of work experience. Our expert panel will select the most eligible designers for the internship.

### 03 What is the procedure for intern placement?

Designers selected in the preliminary evaluation process will be given the chance to apply to three companies of their choice. During this process, KIDP will utilize their design expertise to create a successful match between the candidates and companies, providing support and advice on appropriate positions to the candidates. Companies can choose to interview the candidates based on their resumes and portfolios.

### 04 How do companies interview prospective interns?

During the screening period, you will receive a portfolio and resume of internship applicants. You can suggest an interview directly to the applicants and select the applicants you want.

### 05 How can a company trust KIDP or GDI program? Does KIDP have experiences in international internship programs?

KIDP is the only national government affiliated organization dedicated to promoting the design industry in Korea. KIDP operated a pilot program previously which dispatched interns to different countries.

**Grow your potential. Draw your future!**

# GLOBAL DESIGN INTERNSHIP 202)

---

## FAQ Internship Operation

### 06 What is the duration of KIDP Global Design Internship Program?

The duration of the program is up to ( months for both on-site and virtual internship

### 07 What is a virtual internship?

Virtual internships are internships that are done remotely. Interns of your need are placed and work in Korea, but they are supervised by the supervisor/team of your company via virtual methods such as video call, phone call, e-mail and instant messenger.

KIDP will operate professional mentoring program so the interns are guided to acquire the professional-level quality in the internship projects. Through virtual internship, you will be able to work with great interns who work remotely on meaningful projects, at no cost.

### 08 How are interns financially supported?

(On-site) KIDP provides the costs necessary for flights, living expenses, and insurance (accident, illness).

(Virtual) KIDP provides per diem allowances during the internship period.

**\*\*Companies are not obliged to provide wages but if they do, KIDP will deduct the amount of the wage from the intern's financial aid package.**

### 09 Do the companies need to issue VISAs for the interns?

(On-site) Citizens of the Republic of Korea can participate in 3-month international internship programs without a visa in most countries. However, companies that are capable of supporting visa to their interns can prolong the duration of the program by doing so. Some candidates may have visas with permission to work such as the working holiday visa.

(Virtual) Working online removes barriers of physical problems and helps intern to gain work experience without having to go through any VISA processes.

# GLOBAL DESIGN INTERNSHIP 202)

## STEP 1 How to create a new account & Login the website

\*Follow the green signs

intern.kidp.or.kr/login

kidp 디자인인턴십  
Design Internship

사업소개 Program

Application 사업참가신청

공지사항 Board

서식 자료실 Forms

Login

### Login

디자이너 ☐ 국내업체 ☐ Companies Overseas ☒

User ID

Password

로그인 (Login)

Join

Find ID

Find password

1. Click

Please check your login account information.

☒ Designdb new account

☐ Existing account

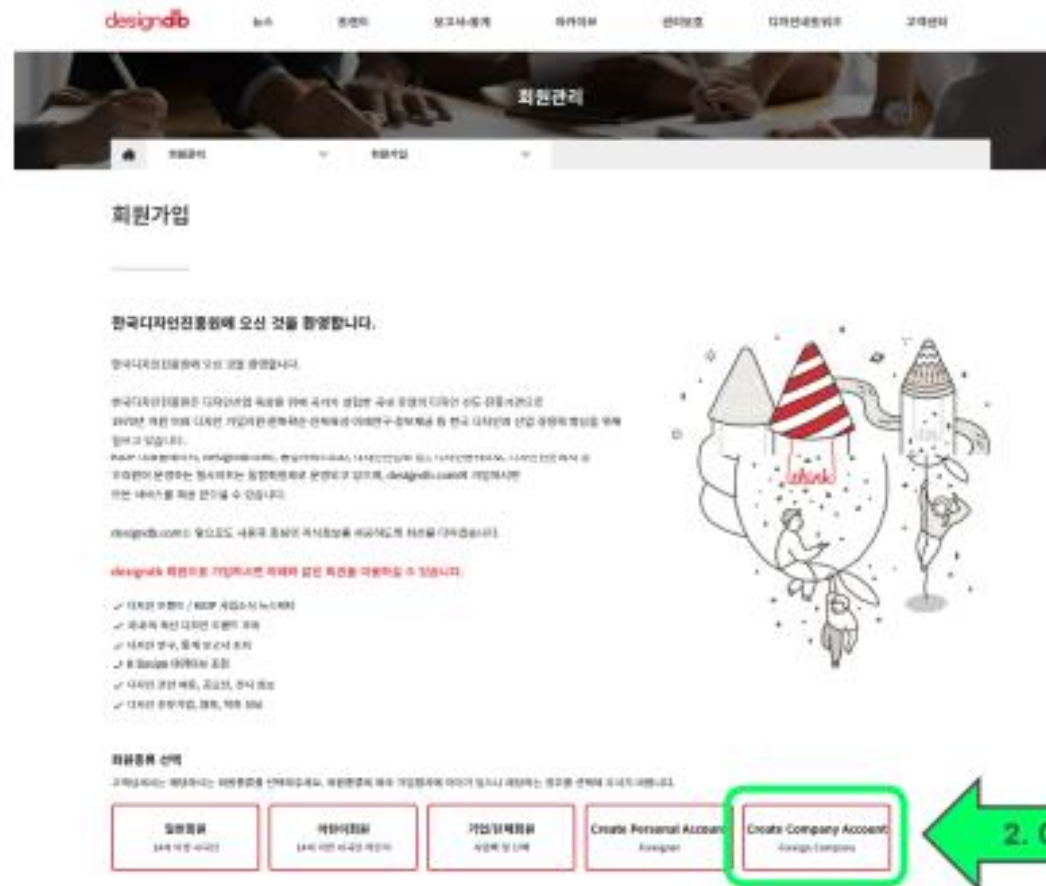
Grow your potential. Draw your future!

# GLOBAL DESIGN INTERNSHIP 202)

## STEP 1

## How to create a new account & Login the website

\*Follow the green signs



## 2. Click

**Grow your potential. Draw your future!**

# GLOBAL DESIGN INTERNSHIP 202)

## STEP 1 How to create a new account & Login the website

\*Follow the green signs

The screenshot shows the '회원관리' (Member Management) page on the designdb website. The page has a navigation bar with links: designdb, 뉴스, 브랜드, 모고사소개, 어카디믹, 콘티모토, 디자인레포트위크, and 고객센터. Below the navigation bar is a banner image with the text '회원관리'. Under the banner, there are two tabs: '회원관리' and '회원가입'. The '회원가입' tab is selected, and the page title is '회원가입'. Below the title, there are three steps: 01 Accept terms, 02 Fill in membership information, and 03 Confirm. The 'Accept terms' step is expanded, showing the 'Terms of Membership' section. In this section, there are two checkboxes: 'I agree to the Terms of Membership' and 'I agree to the Personal Information Collection and Usage Agreement'. Both checkboxes are highlighted with green boxes. A green arrow labeled '3. Check' points to the first checkbox. Another green arrow labeled '4. Check' points to the second checkbox. A third green arrow labeled '5. Click' points to the '회원가입' button at the bottom of the page.

Grow your potential. Draw your future!

# GLOBAL DESIGN INTERNSHIP 202)

## STEP 1 How to create a new account & Login the website

\*Follow the green signs

The screenshot shows the '회원가입' (Sign Up) page of the designdb website. The form is titled 'Registration of member' and includes a progress bar with three steps: 01. Sign up, 02. Enter member information, and 03. Confirm. The form fields are as follows:

- \* User ID: A text input field with a note: "ID can be any combination of 4 to 16 alphanumeric characters. Please ID can be any combination of 4 to 16 alphanumeric characters."
- \* Password: A text input field with a note: "Please enter 8-16 letters + numbers + special characters like ~ - . , = + | } \* are not allowed."
- \* Repeat your password: A text input field with a note: "Please enter Check the input. Please enter it same as the first."
- \* Country: A dropdown menu with 'Myanmar' selected.
- \* Business Name (Optional): A text input field.
- \* Address (Optional): A text input field.
- \* Tel. Number: A text input field with a note: "example : 09-1234-5678".
- \* Internet System: A dropdown menu with 'ProNet' selected.
- \* Company Name: A text input field.
- \* Business Registration Number: A text input field with a note: "If you don't have one, please fill in as \*000".
- \* Business ID: A text input field.
- \* Business Content: A text input field.
- \* Address: A text input field.
- \* City/Town: A text input field.
- \* Zip Code (Optional): A text input field with a note: "example : 88-1234-5678".
- \* FAX (Optional): A text input field with a note: "example : 88-1234-5678".
- \* Email: A text input field.
- \* Agree / Disagree: Radio buttons for 'agree' and 'disagree'.

Green annotations include a large bracket on the left side of the form with the text '\* Please fill in all the blanks', a box around the 'Business Registration Number' field with the text '\* If you don't have one, please fill in as \*000', and a green arrow pointing to the 'agree' radio button with the text '6. Click'.

\* Please fill in all the blanks

\* If you don't have one, please fill in as \*000

6. Click

Grow your potential. Draw your future!

# GLOBAL DESIGN INTERNSHIP 202)

## STEP 1 How to create a new account & Login the website

\*Follow the green signs

The screenshot shows the '회원관리' (Member Management) page on the designdb website. The page has a navigation bar with links: designdb, 뉴스, 브랜드, 모고사소개, 어카디미, 콘서트, 디자인네트워킹, and 고객센터. Below the navigation bar is a banner image with the text '회원관리'. Under the banner, there are two tabs: '회원관리' and '회원가입'. The '회원가입' tab is selected, and the page title is '회원가입'. Below the title, there are three steps: 01 Accept terms, 02 Enter membership information, and 03 Confirm. The 'Accept terms' step is expanded, showing the 'Terms of Membership' section. In this section, there are two checkboxes: 'I agree to the Terms of Membership' and 'I agree to the Personal Information Collection and Usage Agreement'. Both checkboxes are highlighted with green boxes. A green arrow labeled '3. Check' points to the first checkbox. Another green arrow labeled '4. Check' points to the second checkbox. A third green arrow labeled '5. Click' points to the '회원가입' button at the bottom of the page.

Grow your potential. Draw your future!

# GLOBAL DESIGN INTERNSHIP 202)

## STEP 1 How to create a new account & Login the website

\*Follow the green signs



Grow your potential. Draw your future!

# GLOBAL DESIGN INTERNSHIP 202)

## STEP 1 How to create a new account & Login the website

\*Follow the green signs

intern.kidp.or.kr/login

kidp 디자인인턴십  
Design Internship

사업소개 Program

Application 사업참가신청

공지사항 Board

서식 자료실 Forms

Login

### Login

디자이너 ○ 국내업체 ○ Companies Overseas ●

User ID

Password

로그인 (Login)

8. Check

9. Click

Please check your login account information.

● Designdb new account

○ Existing account

\*Please fill in the new account ID and PW

Grow your potential. Draw your future!

# GLOBAL DESIGN INTERNSHIP 202)

---

**STEP 2** Edit your profile

\*Follow the green signs

**Forms** 서식 자료실

**My Menu** 마이메뉴

View my application

View my internship

View my candidates

Monthly Report

Edit my profile

1. Click

---

**Grow your potential. Draw your future!**

# GLOBAL DESIGN INTERNSHIP 202)

### STEP 3 How to Submit the Application

\*Follow the green signs

The screenshot shows the application page for the 2023 Global Design Internship Program. The top navigation bar includes links for 'Program', 'Application', 'Forms', and 'My Menu'. The 'Application' link is highlighted with a green box and a green arrow pointing to it with the text '1. Click'. Below the navigation bar, the title '2023 Global Design Internship Program Application' is displayed. A red note states 'All fields marked with \* are required.' The 'COMPANY PROFILE' section contains several fields: 'Internship Program \*' (a dropdown menu), 'Name of Company' (with a sub-label 'Creative Career Institute'), 'Location / Address \*' (with a sub-label 'Please be as specific as possible'), and 'Type \*' (with radio button options: 'For-profit / Business Sector', 'Government / Public Sector', 'Not for profit', and 'Others'). A green box with the text '\*Please fill in all the blanks' is placed to the left of these fields. A green arrow points down from the 'scroll down' text to the 'Internship Program' dropdown. Below the 'Location / Address' section is a 'Detailed Address' field. To the right of the form, there is a section for 'Introduction (more than 500 words) \*' with a sub-label 'Vision, Objective, Major Activities, etc.'. This section contains a text area with placeholder text (repeated URLs) and a character count 'number of characters left: 154'. At the bottom right, a red button labeled 'Write an internship announcement' is highlighted with a green box and a green arrow pointing to it with the text '2. Click'. Below this button, a green box contains the text '\*Click the button below'.

**Grow your potential. Draw your future!**

# GLOBAL DESIGN INTERNSHIP 202)

## STEP 4 How to Post an internship

\*Follow the green signs

**kidp** 디자인인턴십 Design Internship

Program 사업소개 Application 사업참가신청 Internship 인턴십 목록 Board 공지사항 Forms 서류자료실 My Menu 마이메뉴

▼View my profile ▼View my internships ▼View my certificates My info Report Edit my profile

**\*Please fill in all the blanks or Check the information**

### Post an Internship

[Participation List] ▼

DESIRED INTERN(S)

Internship Type \*

Onsite internship Virtual internship

Preferred No. of interns \*

Preferred Design Field \*

scroll down

Office Number \*

02-515-3056

Job Title \*

senior consultant

Application deadline \*

2023-06-22 00:00:00

Post my internship

**1. Click**

**\*Click the button below**

Grow your potential. Draw your future!

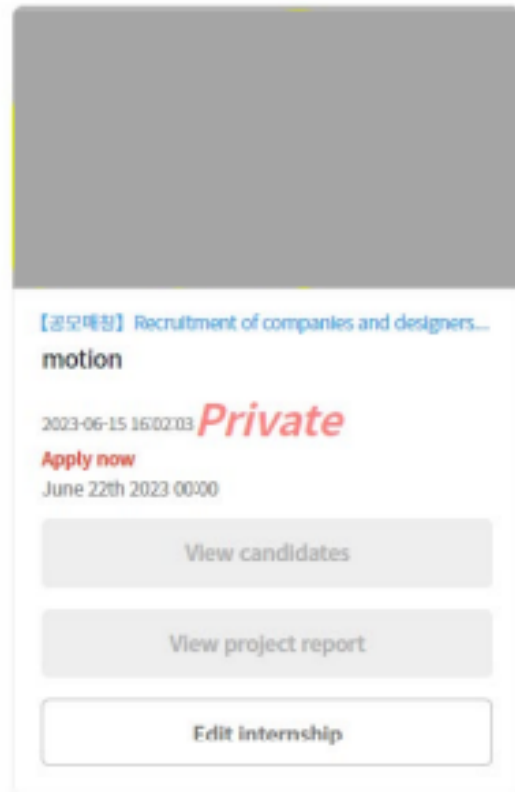
# GLOBAL DESIGN INTERNSHIP 202)

## STEP 4 How to Post an internship

\*Follow the green signs

[View my application](#) [View my internship](#) [View my candidates](#) [Monthly Report](#) [Edit my profile](#)

\* If you register or modify your internship, it will be changed to private. And it will be changed to a public after administrator approval.



The screenshot shows a mobile app interface for posting an internship. At the top is a grey header bar. Below it is a large grey rectangular area for a profile picture. Underneath is the text '【공모대청】 Recruitment of companies and designers... motion'. To the right of this text is a red 'Private' label. Below the text is the date '2023-06-15 16:02:03' and a red 'Apply now' button. Below the button is the text 'June 22th 2023 00:00'. At the bottom are three buttons: 'View candidates', 'View project report', and 'Edit internship'.

\*Please check your internship post is saved well.

Once your registration process is complete, KIDP will carry out a qualification examination. Following that, GDI secretariat will notify you of the results and provide a detailed schedule via email.

Grow your potential. Draw your future!

# GLOBAL DESIGN INTERNSHIP 202)

---

## Contact

- Email: [DesignInternship@kidp.or.kr](mailto:DesignInternship@kidp.or.kr)
- Website: [intern.kidp.or.kr](http://intern.kidp.or.kr)
- [\\_https://intern.kidp.or.kr/notice/86?member\\_only=0](https://intern.kidp.or.kr/notice/86?member_only=0)

# THANK YOU



Ministry of Trade,  
Industry and Energy



KOREA INSTITUTE OF  
DESIGN PROMOTION